

BERA  GRAVEL FIXTM
pro

Gravel Stabilization System

BERA[®]



GRAVEL FIX™
pro

with its hexagonal honeycomb-like structure of high quality

Polypropylene cells is designed to provide a strong and stable sub-base for the professional application of gravel on paths, driveways, car parks and roofs.

What is BERA GRAVEL FIX™ Pro?

BERA GRAVEL FIX™ Pro is an advanced recyclable stabilization system for gravel, sand or soil. Installed by professional landscaping contractors it will facilitate a strong and porous surface for residential and urban projects.

Applications:

- ↳ Landscaping urban areas
- ↳ Residential gardens
- ↳ Rooftop gardens
- ↳ Parking and gravel driveways
- ↳ Paths and service access routes


Features and benefits of BERA GRAVEL FIX™ Pro:

- ↳ Modular euro-pallet sheet size of 1.2 x 0.8 m ensures quick, efficient installation!
- ↳ Strong and homogeneous structure due to high precision injection moulding process
- ↳ Made of 100% recycled Polypropylene or pure Polypropylene, all fully recyclable
- ↳ Easily cut around obstacles such as trees, shrubs or fences
- ↳ Filled and compacted strength up to 300 T/m²
- ↳ High porosity for rapid de-saturation, even when compacted
- ↳ Geo-textile base provides enhanced stability and prevents intrusive weed growth
- ↳ Eliminates the use of herbicides
- ↳ No ruts or pits
- ↳ Gravel retains colour
- ↳ Easy mobility for pedestrians, including those wearing high heels, bicycles, motorbikes, wheelchair and vehicles including trucks
- ↳ Stable support for legs of garden furniture and ladders

Environmental and Engineering Excellence

BERA GRAVEL FIX™ Pro is manufactured in the European Union under stringent Quality and Environmental Control standards, including REACH (EC 1907/2006). The use of recycled raw materials and well developed infrastructure to minimize our delivery carbon footprint, underline our corporate vision in providing environmentally sustainable solutions.

BERA GRAVEL FIX™ Pro has 32 mm deep, tapered cell walls of 1.4 mm at the base and 0.8 mm at the top to ensure the highest vertical strength. The ultrasonic welding process adds to the lateral strength for use on sloped areas.



TECHNICAL SPECIFICATIONS*

GENERAL



| | |
|-------------------------|--|
| Material | : Pure or 100% recycled Polypropylene (recyclable) |
| Manufacturing technique | : High Precision Injection Moulding |
| Manufacturing standards | : ISO90001, 16949 Lloyds, REACH |
| Manufacturing location | : European Union |
| Colour | : Milky white, grey or black |
| Cell structure | : Hexagonal |
| Membrane | : Geo-textile 30g/m ² |


PHYSICAL DATA

| | |
|---------------------------------|---|
| Standard sheet size L x W x H | : 1176 mm x 764 mm x 32 mm |
| Cells per standard sheet | : 530 |
| Cell size | : 42 mm diameter |
| Wall thickness, top-bottom | : 0.8 - 1.4 mm |
| Weight per m ² | : 1.53 kg |
| Strength, empty | : 120T/m ² (pure PP) 95 T/m ² (100% recycled PP) |
| Strength, filled | : up to 300 T/m ² (pure PP) 250 T/m ² (100% recycled PP) |
| Thermal application limitations | : -20/+70°C |

* All data is subject to change without prior notice by the manufacturer

LAYING INSTRUCTIONS

| For path | For vehicle |
|--|---|
|  |  |
| 1.5 cm gravel 3.2 cm BERA GRAVEL FIX™ with gravel | 1.5 cm gravel 3.2 cm BERA GRAVEL FIX™ with gravel |
| 10 cm sand | 4 - 6 cm sand 15 - 25 cm crushed stone |



FOUNDATION

Foundation profile to be determined by site conditions and anticipated load. In general the foundation shall be:

For paths only: a flat layer of 10 cm sharp sand.
For vehicle use: a compacted layer of 15-20 cm MOT (crushed stone) plus 4-6 cm sharp sand.

SHAPING

Create edging using BERA® Edging systems in aluminium, Corten or galvanized steel, wood or PVC. Height (10-15 cm) and thickness depending on expected load. Use laser height determination for alignment with surrounding area.

COMPACTING

A stable, well compacted base, as used in all other paving methods, is essential. Failure may lead to non-performance of BERA GRAVEL FIX™ Pro as intended.

LEVELING

After compacting, level the sand layer eliminating any surplus sand. Remove any debris or sharp items from the sand layer.

LAYING

Each sheet has extended geo-textile lips on 2 sides. Lay the sheets onto the extended geo-textile lip of the adjacent sheet for maximum stability, weed control and support.

TRIMMING


Cut to fit to edging or obstacles using hand or electric tools to ensure sheets are firmly fixed within the edges. Note: Please follow tool manufacturers safety instructions.

FILLING

Fill the sheets with one size or two sizes of gravel between 3-16 mm, which should exceed the height of the cell wall by 15-20 mm. (refer to our Technical Documentation).

FINISHING

Rake the gravel to distribute evenly. Maintenance is limited to raking and removing leaves and other debris. Top-up gravel as and when required to keep the sheets covered.





BERA® is the trademark of BERA B.V. of The Netherlands, a company which develops stabilization systems, eco systems and prestigious outdoor living concepts.

With the company's historical roots & wealth of know-how in landscaping and architectural fields, they create innovative and environmentally sustainable solutions, supplied throughout Europe, the Middle-East, South Africa and S-E Asia regions.

Contact:

BERA B.V. (The Netherlands)

t. +31 33 257 0302

e. info@gravelfix.eu

Gravel Fix France Sarl

t. +33 6 5008 7424

e. info@gravelfix.fr

www.gravelfix.eu

